

Mugello Racing Weekend

Masters Racing Legends 66/85 F1 Cars

Masters Racing Legends 66/85 F1 Cars Free Practice

Classification

No	Driver	Nat	Team	Car	Cl.	Time	Lap	Total	Gap	Kph
1	72 Matthew WRIGLEY	GBR		Tyrrell 011	Head	1:45.924	7	9	-	178.3
2	6 Mike CANTILLON	IRL		Williams FW08	Head	1:46.276	11	11	+0.352	177.7
3	23 Ken TYRRELL	USA		Tyrrell 011	Head	1:47.453	4	7	+1.529	175.7
4	99 Jamie CONSTABLE	GBR		Tyrrell 011	Head	1:48.056	7	10	+2.132	174.7
5	63 Yutaka TORIBA	JAP		Williams FW07C	Head	1:48.497	7	7	+2.573	174.0
6	4 Lukas HALUSA	AUT		Williams FW08	Head	1:49.679	10	10	+3.755	172.2
7	2 Niklas HALUSA	AUT		McLaren M23	Fittipaldi	1:50.184	10	10	+4.260	171.4
8	29 Valerio LEONE	MCO		Arrows A6	Lauda	1:50.522	10	10	+4.598	170.8
9	8 Mark HIGSON	GBR		McLaren MP4/1B	Head	1:52.201	7	10	+6.277	168.3
10	31 Peter WILLIAMS	GBR		LEC CRP1	Fittipaldi	1:53.096	10	10	+7.172	167.0
11	32 Marco FUMAGALLI	ITA		Ensign N174	Fittipaldi	1:55.000	8	8	+9.076	164.2
12	58 Ewen SERGISON	GBR		Surtees TS9B	Stewart	1:55.287	5	5	+9.363	163.8
13	27 Martin BULLOCK	AUT		Williams FW06	Fittipaldi	1:55.795	10	10	+9.871	163.1
14	161 Marco BIANCHINI	ITA		Shadow DN8	Fittipaldi	1:56.814	8	9	+10.890	161.6
15	1 Nick PADMORE	GBR		Lotus 77	Fittipaldi	1:58.236	3	5	+12.312	159.7
16	71 Vincent RIVET	FRA		March 811	Head	1:59.817	9	9	+13.893	157.6
17	25 Bruno FERRARI	ITA		Merzario F1A3	Head	2:01.366	8	8	+15.442	155.6
18	28 Marco COPPINI	ITA		Arrows A1b	Head	2:01.508	9	9	+15.584	155.4
19	24 James HAGAN	IRL		Hesketh 308	Fittipaldi	2:04.327	8	8	+18.403	151.9
20	22 Paul TATTERSALL	GBR		Ensign N179	Head	2:12.143	7	7	+26.219	142.9
21	35 Piero LOTTINI	ITA		Osella FA1/B	Lauda	2:15.381	8	8	+29.457	139.5
22	5 Marc DEVIS	BEL		Lotus 78	Head					
23	11 Luciano BIAMINO	ITA		Lotus 81	Head					
24	21 Maximilian WERNER	DEU		Hesketh 308C	Fittipaldi					

Fastest Lap: Lap 7 Matthew WRIGLEY 1:45.924 178.3 Kph

CAR 5 WITHOUT TRANSPONDER.

Published at:

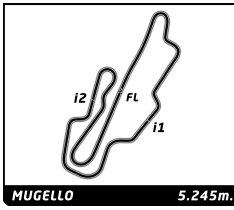
Track Status: **DRY**

Race Director:

Antonio CANU

Timekeeper:

Andrea RAPI



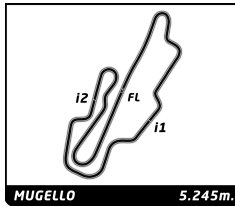
Mugello Racing Weekend

Masters Racing Legends 66/85 F1 Cars

Masters Racing Legends 66/85 F1 Cars Free Practice

Best Sector Times

Sector 1			Sector 2			Sector 3			Pos	No Driver	Ideal Lap	Best Lap
Pos	No Driver	Time	No Driver	Time	No Driver	Time						
1	72 M.WRIGLEY	36.342	23 K.TYRRELL	32.292	72 M.WRIGLEY	37.033	1	72 M.WRIGLEY	1:45.900	1:45.924	(1)	
2	23 K.TYRRELL	36.396	6 M.CANTILLON	32.332	6 M.CANTILLON	37.464	2	6 M.CANTILLON	1:46.239	1:46.276	(2)	
3	6 M.CANTILLON	36.443	72 M.WRIGLEY	32.525	23 K.TYRRELL	37.753	3	23 K.TYRRELL	1:46.441	1:47.453	(3)	
4	63 Y.TORIBA	36.568	99 J.CONSTABLE	32.892	99 J.CONSTABLE	37.851	4	99 J.CONSTABLE	1:47.624	1:48.056	(4)	
5	99 J.CONSTABLE	36.881	63 Y.TORIBA	33.329	63 Y.TORIBA	38.061	5	63 Y.TORIBA	1:47.958	1:48.497	(5)	
6	29 V.LEONE	37.265	4 L.HALUSA	33.706	4 L.HALUSA	38.528	6	4 L.HALUSA	1:49.650	1:49.679	(6)	
7	4 L.HALUSA	37.416	1 N.PADMORE	33.737	2 N.HALUSA	38.940	7	2 N.HALUSA	1:50.184	1:50.184	(7)	
8	2 N.HALUSA	37.432	2 N.HALUSA	33.812	29 V.LEONE	39.089	8	29 V.LEONE	1:50.522	1:50.522	(8)	
9	1 N.PADMORE	37.807	29 V.LEONE	34.168	31 P.WILLIAMS	39.272	9	1 N.PADMORE	1:51.318	1:58.236	(15)	
10	31 P.WILLIAMS	38.106	8 M.HIGSON	34.467	8 M.HIGSON	39.357	10	8 M.HIGSON	1:52.164	1:52.201	(9)	
11	8 M.HIGSON	38.340	31 P.WILLIAMS	35.718	1 N.PADMORE	39.774	11	31 P.WILLIAMS	1:53.096	1:53.096	(10)	
12	32 M.FUMAGALLI	38.596	27 M.BULLOCK	35.720	32 M.FUMAGALLI	40.191	12	32 M.FUMAGALLI	1:54.846	1:55.000	(11)	
13	27 M.BULLOCK	38.889	58 E.SERGISON	35.775	58 E.SERGISON	40.391	13	27 M.BULLOCK	1:55.115	1:55.795	(13)	
14	161 M.BIANCHINI	38.998	32 M.FUMAGALLI	36.059	27 M.BULLOCK	40.506	14	58 E.SERGISON	1:55.287	1:55.287	(12)	
15	58 E.SERGISON	39.121	161 M.BIANCHINI	36.581	161 M.BIANCHINI	41.235	15	161 M.BIANCHINI	1:56.814	1:56.814	(14)	
16	28 M.COPPINI	40.261	71 V.RIVET	36.921	71 V.RIVET	41.557	16	71 V.RIVET	1:58.866	1:59.817	(16)	
17	71 V.RIVET	40.388	25 B.FERRARI	37.775	25 B.FERRARI	42.185	17	25 B.FERRARI	2:01.366	2:01.366	(17)	
18	24 J.HAGAN	41.164	28 M.COPPINI	38.916	28 M.COPPINI	42.331	18	28 M.COPPINI	2:01.508	2:01.508	(18)	
19	25 B.FERRARI	41.406	24 J.HAGAN	39.280	24 J.HAGAN	43.883	19	24 J.HAGAN	2:04.327	2:04.327	(19)	
20	22 P.TATTERSALL	43.967	35 P.LOTTINI	42.048	22 P.TATTERSALL	45.754	20	22 P.TATTERSALL	2:12.143	2:12.143	(20)	
21	35 P.LOTTINI	45.919	22 P.TATTERSALL	42.422	35 P.LOTTINI	47.414	21	35 P.LOTTINI	2:15.381	2:15.381	(21)	



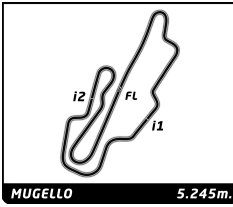
Mugello Racing Weekend

Masters Racing Legends 66/85 F1 Cars

Masters Racing Legends 66/85 F1 Cars Free Practice

Best Top Speed

No Driver	Team	Class	Top 1		Top 2		Top 3		Top 4		Top 5		Avg
			Kph	Lap	Kph	Lap	Kph	Lap	Kph	Lap	Kph	Lap	
32	Marco FUMAGALLI	Fittipaldi	271.1	4	271.1	8	270.4	6	270.4	7	267.1	3	270,0
99	Jamie CONSTABLE	Head	268.4	9	266.5	8	265.8	7	264.5	6	261.3	5	265,3
6	Mike CANTILLON	Head	267.1	6	267.1	5	264.5	10	264.5	7	263.9	11	265,4
23	Ken TYRRELL	Head	267.1	4	267.1	5	267.1	7	265.2	6	264.5	3	266,2
72	Matthew WRIGLEY	Head	267.1	6	263.9	7	263.9	8	263.9	9	262.6	5	264,3
4	Lukas HALUSA	Head	265.8	8	265.8	4	265.2	6	265.2	10	263.2	5	265,0
31	Peter WILLIAMS	Fittipaldi	263.9	10	263.9	7	263.2	9	235.3	8	230.8	6	251,4
2	Niklas HALUSA	Fittipaldi	263.2	9	262.6	10	260.7	7	259.5	5	258.2	6	260,8
29	Valerio LEONE	Lauda	263.2	5	261.3	6	260.1	9	260.1	4	260.1	10	261,0
27	Martin BULLOCK	Fittipaldi	262.0	10	259.5	6	258.9	8	258.9	9	257.6	7	259,4
161	Marco BIANCHINI	Fittipaldi	262.0	8	261.3	9	251.7	7	236.3	4	233.8	5	249,0
8	Mark HIGSON	Head	261.3	5	260.7	4	260.7	9	260.1	7	258.9	3	260,3
63	Yutaka TORIBA	Head	261.3	4	260.7	7	256.4	3	254.0	2	245.4	6	255,6
1	Nick PADMORE	Fittipaldi	260.7	3	260.1	4	193.8	2	133.1	5	85.7	1	186,7
24	James HAGAN	Fittipaldi	260.7	8	254.0	7	239.5	6	235.8	4	229.9	5	244,0
71	Vincent RIVET	Head	259.5	6	258.2	7	257.0	9	256.4	8	255.8	4	257,4
28	Marco COPPINI	Head	258.9	5	258.9	7	258.9	8	258.9	9	258.2	4	258,8
58	Ewen SERGISON	Stewart	255.8	5	243.8	4	232.8	3	218.8	2	104.8	1	211,2
25	Bruno FERRARI	Head	245.4	8	244.3	5	241.1	7	207.9	4	194.1	3	226,6
22	Paul TATTERSALL	Head	238.9	5	228.4	7	216.1	4	202.5	6	172.6	2	211,7
35	Piero LOTTINI	Lauda	190.4	7	180.3	8	172.6	6	170.4	4	169.1	5	176,6
5	Marc DEVIS	Head											
11	Luciano BIAMINO	Head											
21	Maximilian WERNER	Fittipaldi											



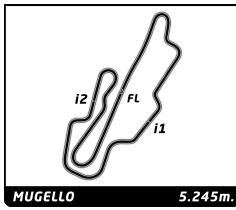
Mugello Racing Weekend

Masters Racing Legends 66/85 F1 Cars

Masters Racing Legends 66/85 F1 Cars Free Practice

Fastest Lap Sequence

Elapsed	No	Driver	Team	Car	Class	Time	Kph	Lap
4:09.380	63	Yutaka TORIBA		Williams FW07C	Head	1:56.113	162.6	2
4:27.969	6	Mike CANTILLON		Williams FW08	Head	1:53.441	166.4	2
5:59.652	63	Yutaka TORIBA		Williams FW07C	Head	1:50.272	171.2	3
6:16.650	23	Ken TYRRELL		Tyrrell 011	Head	1:49.808	172.0	3
8:04.103	23	Ken TYRRELL		Tyrrell 011	Head	1:47.453	175.7	4
12:24.584	72	Matthew WRIGLEY		Tyrrell 011	Head	1:47.178	176.2	5
16:01.508	72	Matthew WRIGLEY		Tyrrell 011	Head	1:45.924	178.3	7



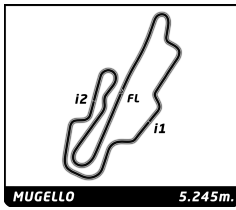
Mugello Racing Weekend

Masters Racing Legends 66/85 F1 Cars

Masters Racing Legends 66/85 F1 Cars Free Practice

Sector Analysis

_ Invalidated Lap							■ Personal Best		■ Session Best		■ Crossing the pit lane		
Lap	Time	Sector 1	Sector 2	Sector 3	T.Spd	Elapsed	Lap	Time	Sector 1	Sector 2	Sector 3	T.Spd	Elapsed
1	Nick PADMORE						GBR						
Lotus 77							7	1:52.201	38.377	34.467	39.357	260.1	14:55.197
1	3:36.477	2:01.701	47.782	46.994	85.7	3:36.477	8	1:56.277	39.411	36.864	40.002	257.6	16:51.474
2	2:12.775	49.171	39.780	43.824	193.8	5:49.252	9	1:53.156	38.509	34.898	39.749	260.7	18:44.630
3	1:58.236	40.093	38.369	39.774	260.7	7:47.488	10	1:52.734	38.659	34.467	39.608	258.2	20:37.364
4	3:48.928B	38.940	34.301	2:35.687	260.1	11:36.416							
5	2:12.241	55.143	37.129	39.969	133.1	13:48.657							
2	Niklas HALUSA						AUT						
McLaren M23							1	4:33.601	2:44.980	53.762	54.859	111.5	4:33.601
1	3:39.035	2:07.533	44.719	46.783	104.9	3:39.035	2	5:27.006B	51.819	49.512	3:45.675	172.6	10:00.607
2	2:05.278	42.986	39.715	42.577	219.6	5:44.313	3	2:34.339	57.810	46.661	49.868	107.6	12:34.946
3	1:58.312	41.193	36.039	41.080	255.2	7:42.625	4	2:17.018	44.844	43.890	48.284	216.1	14:51.964
4	1:55.666	38.993	36.761	39.912	258.2	9:38.291	5	2:16.083	44.573	43.378	48.132	238.9	17:08.047
5	1:58.386	39.397	38.180	40.809	259.5	11:36.677	6	2:16.081	45.729	42.633	47.719	202.5	19:24.128
6	1:56.367	39.814	36.267	40.286	258.2	13:33.044	7	2:12.143	43.967	42.422	45.754	228.4	21:36.271
7	1:56.517	38.143	34.864	43.510	260.7	15:29.561							
8	1:55.526	41.180	35.022	39.324	204.7	17:25.087							
9	1:51.143	37.566	34.360	39.217	263.2	19:16.230							
10	1:50.184	37.432	33.812	38.940	262.6	21:06.414							
4	Lukas HALUSA						AUT						
Williams FW08							1	2:28.191	1:03.701	41.135	43.355	128.2	2:28.191
1	3:42.023	2:15.396	42.142	44.485	98.4	3:42.023	2	1:58.651	40.351	35.364	42.936	250.5	4:26.842
2	2:06.751	41.520	41.530	43.701	258.2	5:48.774	3	1:49.808	37.836	33.353	38.619	264.5	6:16.650
3	2:01.076	39.822	40.319	40.935	262.0	7:49.850	4	1:47.453	36.396	32.408	38.649	267.1	8:04.103
4	1:54.577	38.460	35.597	40.520	265.8	9:44.427	5	1:50.761	36.517	35.684	38.560	267.1	9:54.864
5	1:54.599	37.996	35.695	40.908	263.2	11:39.026	6	1:51.485	37.094	32.292	42.099	265.2	11:46.349
6	1:54.714	38.391	35.986	40.337	265.2	13:33.740	7	1:48.023	36.661	33.609	37.753	267.1	13:34.372
7	1:52.678	38.322	34.866	39.490	261.3	15:26.418							
8	1:50.328	37.561	33.956	38.811	265.8	17:16.746							
9	1:53.042	38.264	36.250	38.528	263.2	19:09.788							
10	1:49.679	37.416	33.706	38.557	265.2	20:59.467							
6	Mike CANTILLON						IRL						
Williams FW08							1	3:26.340	1:45.136	50.828	50.376	108.1	3:26.340
1	2:34.528	1:14.785	39.184	40.559	102.3	2:34.528	2	2:14.929	46.864	42.466	45.599	182.4	5:41.269
2	1:53.441	37.532	33.486	42.423	258.9	4:27.969	3	2:12.311	46.993	41.623	43.695	194.1	7:53.580
3	1:51.164	37.339	33.750	40.075	262.6	6:19.133	4	2:07.251	43.825	39.040	44.386	207.9	10:00.831
4	1:47.763	36.874	32.838	38.051	262.6	8:06.896	5	4:09.771B	1:23.434			244.3	14:10.602
5	1:49.326	37.128	33.700	38.498	267.1	9:56.222	6	2:16.557	54.443	38.890	43.224	124.8	16:27.159
6	1:51.110	38.122	32.338	40.650	267.1	11:47.332	7	2:03.216	41.836	38.190	43.190	241.1	18:30.375
7	1:48.698	36.604	33.957	38.137	264.5	13:36.030	8	2:01.366	41.406	37.775	42.185	245.4	20:31.741
8	2:10.300	40.642	40.798	48.860	205.9	15:46.330							
9	1:50.348	36.728	35.089	38.531	262.6	17:36.678							
10	1:47.789	36.443	32.625	38.721	264.5	19:24.467							
11	1:46.276	36.480	32.332	37.464	263.9	21:10.743							
25	Bruno FERRARI						ITA						
Merzario F1A3							1	3:36.062	1:56.385	49.885	49.792	88.2	3:36.062
1	3:26.340	1:45.136	50.828	50.376	108.1	3:26.340	2	2:13.075	45.137	43.718	44.220	197.7	5:49.137
2	2:14.929	46.864	42.466	45.599	182.4	5:41.269	3	2:03.802	41.794	39.320	42.688	233.3	7:52.939
3	2:12.311	46.993	41.623	43.695	194.1	7:53.580	4	2:01.906	41.250	39.231	41.425	246.0	9:54.845
4	2:07.251	43.825	39.040	44.386	207.9	10:00.831	5	2:00.928	41.707	37.756	41.465	237.9	11:55.773
5	4:09.771B	1:23.434			244.3	14:10.602	6	1:59.633	40.643	37.866	41.124	259.5	13:55.406
6	2:16.557	54.443	38.890	43.224	124.8	16:27.159	7	1:58.943	40.208	37.525	41.210	257.6	15:54.349
7	2:03.216	41.836	38.190	43.190	241.1	18:30.375	8	1:57.771	39.686	36.696	41.389	258.9	17:52.120
8	2:01.366	41.406	37.775	42.185	245.4	20:31.741							
27	Martin BULLOCK						AUT						
Williams FW06							1	3:09.678	1:36.454	47.458	45.766	82.4	3:09.678
1	3:09.678	1:36.454	47.458	45.766	82.4	3:09.678	2	1:58.926	41.409	36.894	40.623	236.9	5:08.604
2	1:58.926	41.409	36.894	40.623	236.9	5:08.604	3	1:57.036	39.286	36.450	41.300	258.9	7:05.640
3	1:57.036	39.286	36.450	41.300	258.9	7:05.640	4	1:53.125	38.720	34.806	39.599	260.7	8:58.765
4	1:53.125	38.720	34.806	39.599	260.7	8:58.765	5	1:53.927	38.340	35.567	40.020	261.3	10:52.692
5	1:53.927	38.340	35.567	40.020	261.3	10:52.692	6	2:10.304	42.887	45.282	42.135	200.6	13:02.996
6	2:10.304	42.887	45.282	42.135	200.6	13:02.996							



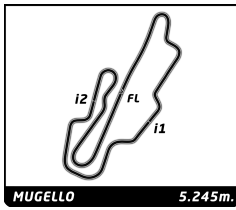
Mugello Racing Weekend

Masters Racing Legends 66/85 F1 Cars

Masters Racing Legends 66/85 F1 Cars Free Practice

Sector Analysis

_ Invalidated Lap							■ Personal Best							■ Session Best							■ Crossing the pit lane																																																							
Lap	Time	Sector 1	Sector 2	Sector 3	T.Spd	Elapsed	Lap	Time	Sector 1	Sector 2	Sector 3	T.Spd	Elapsed	Lap	Time	Sector 1	Sector 2	Sector 3	T.Spd	Elapsed	Lap	Time	Sector 1	Sector 2	Sector 3	T.Spd	Elapsed																																																	
28 Marco COPPINI ITA																																																																												
Arrows A1b																																																																												
1	3:35.365	1:55.765	49.855	49.745	87.6	3:35.365	4	2:27.538	50.900	45.346	51.292	170.4	12:16.774	5	2:25.397	49.803	45.849	49.745	169.1	14:42.171	6	2:25.158	47.499	46.353	51.306	172.6	17:07.329	7	2:20.852	47.649	45.039	48.164	190.4	19:28.181	8	2:15.381	45.919	42.048	47.414	180.3	21:43.562																																			
29 Valerio LEONE MCO																																																																												
Arrows A6																																																																												
1	3:29.228	1:44.450	50.733	54.045	83.8	3:29.228	1	3:19.937	1:43.315	49.187	47.435	104.8	3:19.937	2	2:03.789	43.475	38.960	41.354	218.8	5:23.726	3	1:59.649	41.200	36.989	41.460	232.8	7:23.375	4	1:57.242	40.287	36.527	40.428	243.8	9:20.617	5	1:55.287	39.121	35.775	40.391	255.8	11:15.904																																			
63 Yutaka TORIBA JAP																																																																												
Williams FW07C																																																																												
1	2:13.267	54.903	37.563	40.801	148.3	2:13.267	1	3:13.494	1:37.731	48.683	47.080	88.4	3:13.494	2	1:56.113	38.316	38.618	39.179	254.0	4:09.380	3	1:50.272	37.332	33.913	39.027	256.4	5:59.652	4	4:04.089 B	36.568	40.757	2:46.764	261.3	10:03.741	5	2:04.825	48.621	34.977	41.227	139.7	12:08.566	6	1:50.444	38.478	33.329	38.637	245.4	13:59.010	7	1:48.497	36.794	33.642	38.061	260.7	15:47.507																					
71 Vincent RIVET FRA																																																																												
March 811																																																																												
1	3:52.630	2:15.173	48.532	48.925	95.0	3:52.630	1	2:03.876	46.752	37.218	39.906	145.5	6:57.638	2	2:11.826	45.266	41.372	45.188	201.3	5:25.320	3	2:05.742	44.103	38.788	42.851	224.2	7:31.062	4	2:07.246	41.978	42.661	42.607	255.8	9:38.308	5	2:01.908	41.172	38.364	42.372	241.6	11:40.216	6	1:59.938	40.388	37.300	42.250	259.5	13:40.154	7	2:01.061	40.526	37.380	43.155	258.2	15:41.215	8	2:01.857	40.478	39.657	41.722	256.4	17:43.072	9	1:59.817	40.471	37.789	41.557	257.0	19:42.889							
72 Matthew WRIGLEY GBR																																																																												
Tyrrell 011																																																																												
1	3:20.951	1:32.643	56.782	51.526	103.7	3:20.951	1	4:53.762 B	1:14.392	41.431	2:57.939	106.6	4:53.762	2	2:16.686	44.948	42.525	49.213	217.4	5:37.637	3	1:51.149	37.976	34.749	38.424	227.4	8:48.787	4	1:59.351	40.855	37.306	41.190	267.1	7:36.988	5	1:59.498	38.712	40.208	40.578	271.1	9:36.486	6	1:55.057	38.596	36.066	40.395	254.6	11:31.543	7	1:55.783	38.667	36.608	40.508	270.4	13:27.326	8	2:01.704	38.625	41.015	42.064	270.4	15:29.030	9	1:55.299	38.882	36.191	40.226	263.2	19:52.694	10	1:53.096	38.106	35.718	39.272	263.9	21:45.790
31 Peter WILLIAMS GBR																																																																												
LEC CRP1																																																																												
1	3:20.951	1:32.643	56.782	51.526	103.7	3:20.951	1	4:43.933 B	1:20.194	39.865	2:43.874	124.3	4:43.933	2	2:02.866	42.157	39.224	41.485	214.9	12:07.006	3	1:59.351	40.855	37.306	41.190	267.1	7:36.988	4	1:59.498	38.712	40.208	40.578	271.1	9:36.486	5	1:55.057	38.596	36.066	40.395	254.6	11:31.543	6	1:55.783	38.667	36.608	40.508	270.4	13:27.326	7	2:01.704	38.625	41.015	42.064	270.4	15:29.030	8	1:55.000	38.750	36.059	40.191	271.1	17:24.030														
32 Marco FUMAGALLI ITA																																																																												
Ensign N174																																																																												
1	3:20.951	1:32.643	56.782	51.526	103.7	3:20.951	1	2:09.338	50.449	38.520	40.369	160.6	6:53.271	2	2:16.686	44.948	42.525	49.213	217.4	5:37.637	3	1:59.351	40.855	37.306	41.190	267.1	7:36.988	4	1:59.498	38.712	40.208	40.578	271.1	9:36.486	5	1:55.057	38.596	36.066	40.395	254.6	11:31.543	6	1:55.783	38.667	36.608	40.508	270.4	13:27.326	7	2:01.704	38.625	41.015	42.064	270.4	15:29.030	8	1:55.000	38.750	36.059	40.191	271.1	17:24.030														
33 Piero LOTTINI ITA																																																																												
Osella FA1/B																																																																												
1	4:39.337	2:42.075	59.569	57.693	83.3	4:39.337	1	2:09.338	50.449	38.520	40.369	160.6	6:53.271	2	2:39.519	54.183	53.581	51.755	143.1	7:18.856	3	1:59.351	40.855	37.306	41.190	267.1	7:36.988	4	1:59.498	38.712	40.208	40.578	271.1	9:36.486	5	1:55.057	38.596	36.066	40.395	254.6	11:31.543	6	1:55.783	38.667	36.608	40.508	270.4	13:27.326	7	2:01.704	38.625	41.015	42.064	270.4	15:29.030	8	1:55.000	38.750	36.059	40.191	271.1	17:24.030														
35 Piero LOTTINI ITA																																																																												
Osella FA1/B																																																																												
1	4:39.337	2:42.075	59.569	57.693	83.3	4:39.337	1	4:43.933 B	1:20.194	39.865	2:43.874	124.3	4:43.933	2	2:39.519	54.183	53.581	51.755	143.1	7:18.856	3	2:30.380	50.557	49.223	50.600	164.0	9:49.236	4	1:59.351	40.855	37.306	41.190	267.1	7:36.988	5	1:59.498	38.712	40.208	40.578	271.1	9:36.486	6	1:55.057	38.596	36.066	40.395	254.6	11:31.543	7	2:01.704	38.625	41.015	42.064	270.4	15:29.030	8	1:55.000	38.750	36.059	40.191	271.1	17:24.030														
99 Jamie CONSTABLE GBR																																																																												
Tyrrell 011																																																																												
1	4:39.337	2:42.075	59.569	57.693	83.3	4:39.337	1	4:43.933 B	1:20.194	39.865	2:43.874	124.3	4:43.933	2	2:39.519	54.183	53.581	51.755	143.1	7:18.856	3	2:30.380	50.557	49.223	50.600	164.0	9:49.236	4	1:59.351	40.855	37.306	41.190	267.1	7:36.988	5	1:59.498	38.712	40.208	40.578	271.1	9:36.486	6	1:55.057	38.596	36.066	40.395	254.6	11:31.543	7	2:01.704	38.625	41.015	42.064	270.4	15:29.030	8	1:55.000	38.750	36.059	40.191	271.1	17:24.030														



Mugello Racing Weekend

Masters Racing Legends 66/85 F1 Cars

Masters Racing Legends 66/85 F1 Cars Free Practice

Sector Analysis

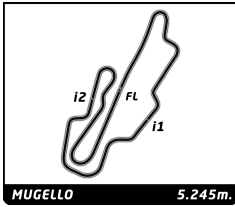
— Invalidated Lap

■ Personal Best

■ Session Best

■ Crossing the pit lane

Lap	Time	Sector 1	Sector 2	Sector 3	T.Spd	Elapsed	Lap	Time	Sector 1	Sector 2	Sector 3	T.Spd	Elapsed	
8	1:50.253	37.968	34.046	38.239	266.5	17:54.271								
9	1:48.565	37.510	33.066	37.989	268.4	19:42.836								
10	1:49.770	36.881	33.760	39.129		21:32.606								
161	Marco BIANCHINI						ITA							
							Shadow DNB							
1	3:19.097	1:34.447	56.973	47.677	85.3	3:19.097								
2	2:11.012	45.555	40.929	44.528	203.6	5:30.109								
3	2:02.543	41.582	38.610	42.351	223.2	7:32.652								
4	2:03.425	41.433	40.142	41.850	236.3	9:36.077								
5	2:12.727	41.124	43.946	47.657	233.8	11:48.804								
6	2:02.683	41.492	39.385	41.806	218.8	13:51.487								
7	1:59.404	40.167	37.558	41.679	251.7	15:50.891								
8	1:56.814	38.998	36.581	41.235	262.0	17:47.705								
9	2:15.032	48.109	42.975	43.948	261.3	20:02.737								

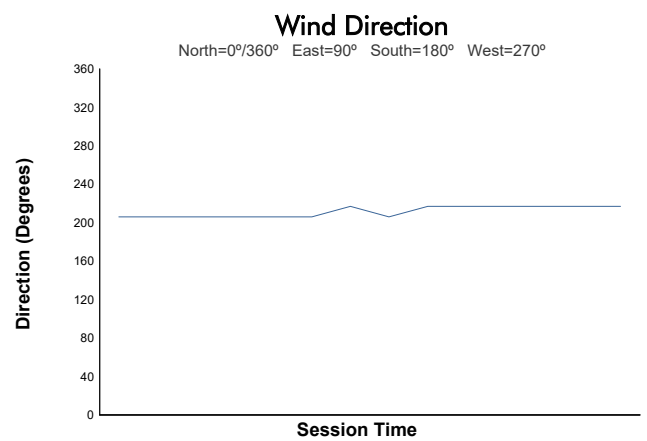
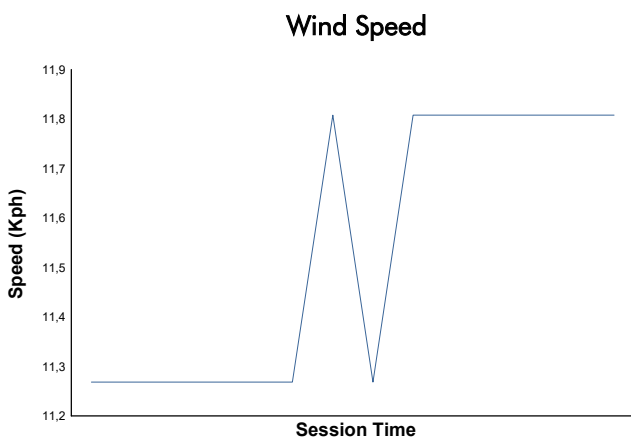
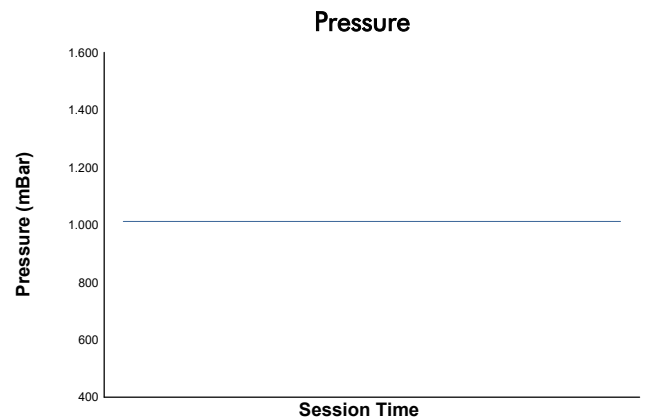
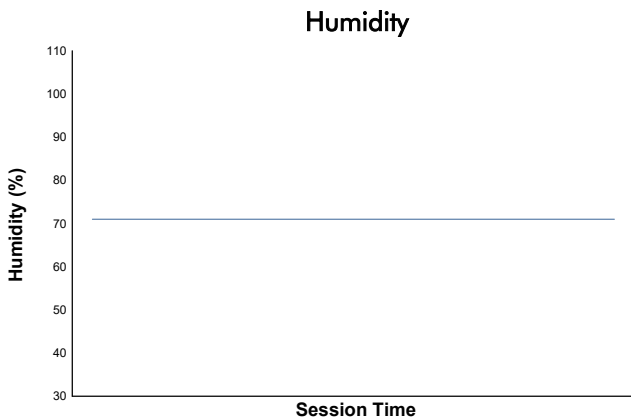
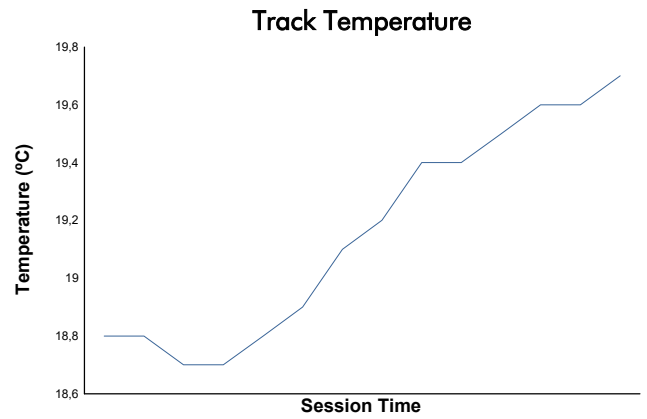
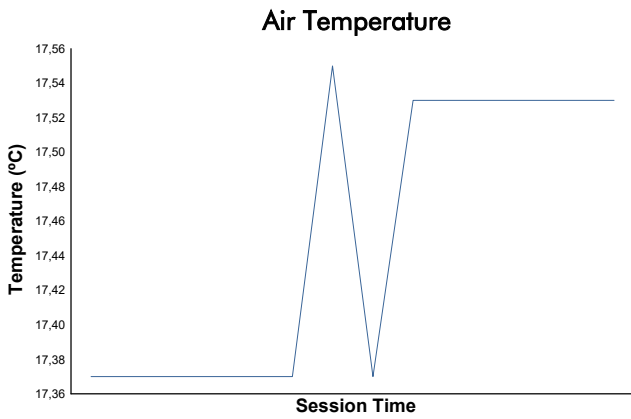


Masters Racing Legends 66/85 F1 Cars

Mugello Racing Weekend

Masters Racing Legends 66/85 F1 Cars Free Practice

Weather Report



Track Status: **DRY**